

MOTTO®

Tiles & Bathware

THE ART OF STRONG SURFACES

800x3000mm | 800x2400mm

15mm thickness

MOZECO
COLLECTION



ABOUT US

Motto is one of the most dynamic & productive brands of the modern ceramic world that is brought to life by a visionary person Mr. Mahendra Patel. Over the years the company has developed manifold.

Since 2004 - the inception year, to today we have expanded our reach to national & international arenas with a capillary presence in more than 70+ countries with 2500 satisfied customers.

Finest skills clubbed with state of the art technology have helped us to carve a niche, which is stamped by authorities as we are ISO 9001 : 2018 Certified. Overall the company has marked its position as the leading Manufacturer, Exporter and Supplier of the exquisite Ceramic Porcelain Tiles for Wall &

WRAP SPACES IN THE SUBTLE BEAUTY OF NATURAL PATTERNS


Channeling the spirit of natural harmony, this Collection brings together the pleasing details of elements, earthy tones, and the allure of modern surfaces in each slab, creating a sublime experience. These fullbody slabs are ideal for creating spaces that balance the strength and refined aesthetics that create spaces that evoke a peaceful vibe.



HARMONY



TUSKAN



ICE




IRON


6 COLORS_

MOZECO
COLLECTION

The earthy allure of these slabs, accentuated with subtle designs, is widely preferred by architects and designers for adding a touch of tranquility to any space.



MOSS



MIDNIGHT



GLOSSY
SURFACE

DIGIMATT
SURFACE



1. 800x3000mm
2. 800x2400mm

The Mozeco Collection features Glossy and Digimatt surfaces that cater to the diverse needs of our customers. Available in the sizes 800x3000mm and 800x2400mm, these slabs create sophisticated, open, and welcoming spaces with graceful aesthetics.



IMBIBE SPACES WITH THE
ROBUST STRENGTH FOR
AESTHETIC BEAUTY THAT
ECHOS THROUGH GENERATIONS.

2 SIZE_
SURFACE_

FULL BODY
SERIES



SLABS THAT ADD AN ACCENT OF CLASS TO SPACES

EDGE PROFILES



Squared ridge at 45°



Rounded ridge at 45°



Straight squared ridge



Rounded straight ridge



Double straight squared ridge

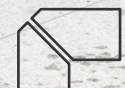


Double straight rounded ridge

JOINT POSSIBILITIES



Bird's beak



45° corner



Soft corner

Let the creativity flow with and enhance any space with a touch of refinement and elegance. The 15mm thickness of these slabs offers numerous edge profiles that help create smooth corners and edges for an elevated look.

**APPLICATION
AREA**

Given their unique size, thickness, and design, these slabs offer a variety of applications in residential, commercial, and public spaces. These fullbody slabs offer robust strength that ensures durability and their surfaces are created with the latest technology offering easy maintenance and minimal upkeep. Explore possibilities with these slabs and create spaces with calming natural beauty.




COUNTER TOP

Create counter tops that make an impact with these slabs for an easy-to-maintain and ultra-modern look.



AIRPORT

Enhance public spaces like airports that see high foot traffic with slabs that offer resistance to wear and tear with elegant aesthetics.



STAIR-CASE

Create the steps to your haven with surfaces that offer smooth aesthetics with a variety of edge profiles for ultimate elegance.

OFFICE FLOOR

Elevate office floors with slabs that complement any decor while offering easy maintenance, creating spaces that inspire.



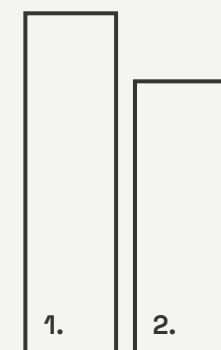
WINDOW FRAME

Relax in the perfect nook beside windows with slabs that are resistant to elements and temperature fluctuations.



PUBLIC SEATING

Elevate public seatings with these slabs for a clean look that is resistant to wear and tear and facilitates easy maintenance.



- 1. 800x3000mm
- 2. 800x2400mm

Mozeco Ice




Mozeco Ice

Sizes:
1. 800x3000mm
2. 800x2400mm

Thickness:
15mm

Body:
Fullbody

Surfaces:
Glossy
Digimatt



1.



2.



SCAN FOR
VIRTUAL
360°



Mozeco Iron



Mozeco Iron

Sizes:
1. 800x3000mm
2. 800x2400mm


Thickness:
15mm

Body:
Fullbody

Surfaces:
Glossy
Digimatt



1.



2.



SCAN FOR
VIRTUAL
360°



Mozeco Midnight




Mozeco Midnight

Sizes:
1. 800x3000mm
2. 800x2400mm


Thickness:
15mm

Body:
Fullbody


Surfaces:
Glossy
Digimatt



1.



2.



SCAN FOR
VIRTUAL
360°



Mozeco Harmony



Mozeco Harmony

Sizes:
1. 800x3000mm
2. 800x2400mm

Thickness:
15mm

Body:
Fullbody

Surfaces:
Glossy
Digimatt



1.



2.



SCAN FOR
VIRTUAL
360°



Mozeco Tuskan



Mozeco Tuskan

Sizes:
1. 800x3000mm
2. 800x2400mm

Thickness:
15mm

Body:
Fullbody

Surfaces:
Glossy
Digimatt



1.



2.



SCAN FOR
VIRTUAL
360°



Mozeco Moss



Mozeco Moss

Sizes:
1. 800x3000mm
2. 800x2400mm

Thickness:
15mm

Body:
Fullbody

Surfaces:
Glossy
Digimatt



1.



2.



SCAN FOR
VIRTUAL
360°

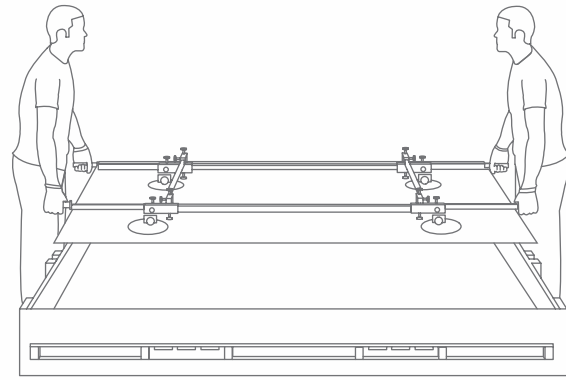
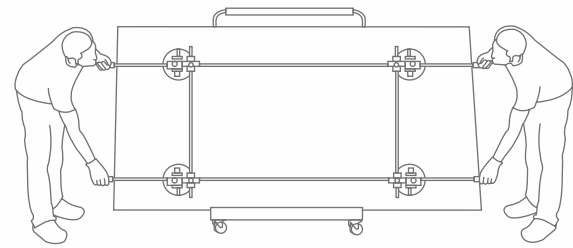


MANUALLY TRANSPORTING SLAB

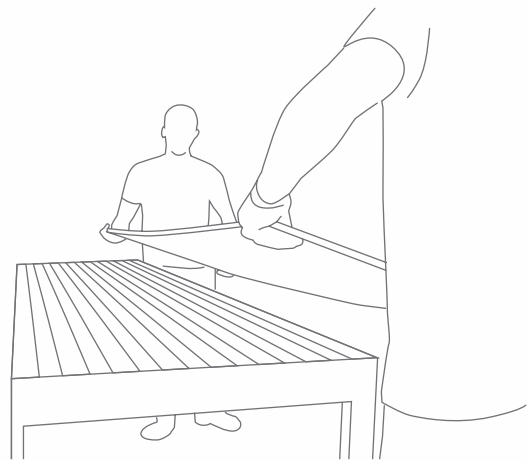
Only for 1/4" Slabs

MOVING A SLAB

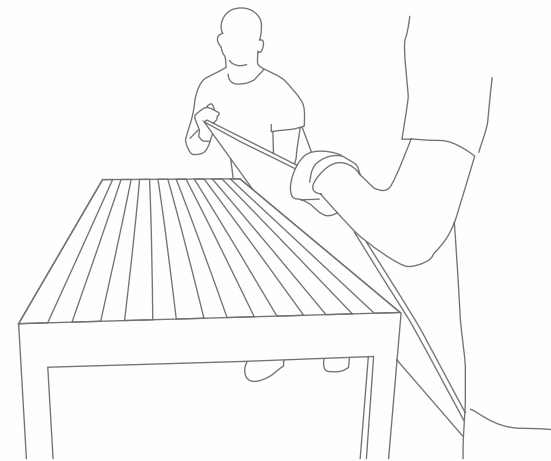
WATCH 
INSTALLATION
PROCESS



RAISING A IMMODERATE SLAB ONTO A BENCH

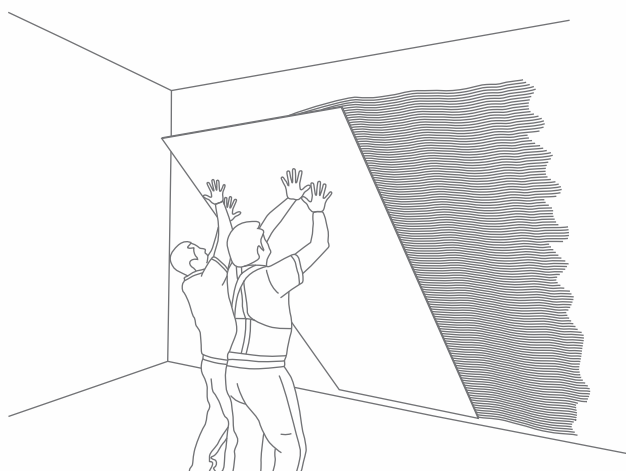


✗ INCORRECT

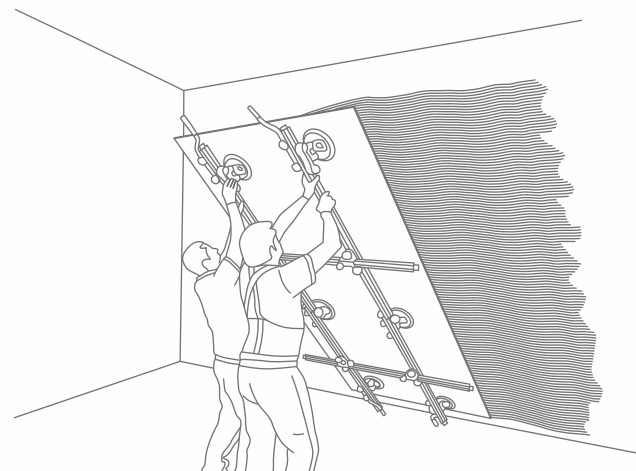


✓ CORRECT

HANDLING IMMODERATE SLAB FOR WALL



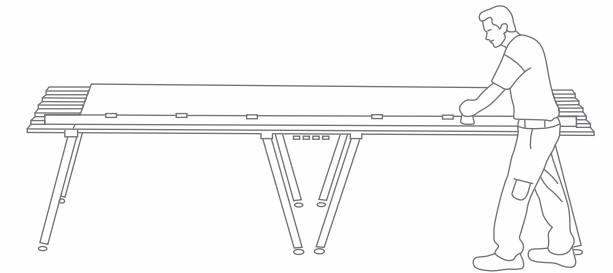
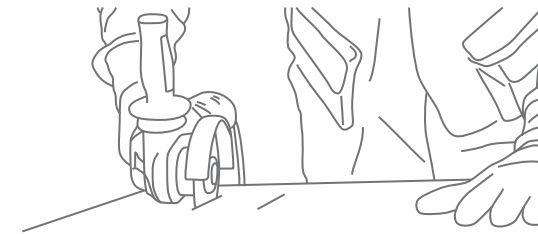
✗ INCORRECT



✓ CORRECT

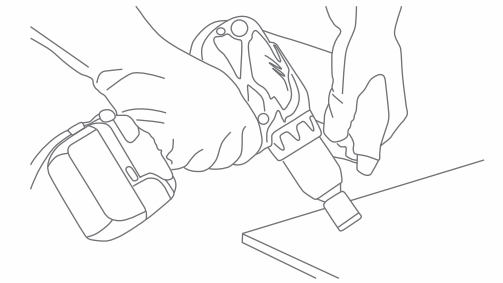

WORKING WITH THE VARIOUS VERSIONS OF SLAB

CUTTING WITH DIAMOND DISCS



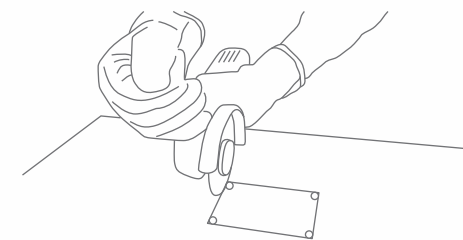
Our products can be cut using diamond discs fitted onto the hand-held electrical grinding machine. The speed of Disc rotation must be high (>10000 RPM) and should have a low feed rate (< 1 m/min). It may be required to cool the disc with water. Recommended discs are the thin types generally used for cutting porcelain stoneware. The surface should be kept on a FLAT base while cutting without any gap underneath.

DRILLING



You can use cutting discs fitted to battery-operated screwdrivers or angle grinders, or electrical drills as an alternative.

INTERNAL CUT/L-SHAPED CUT

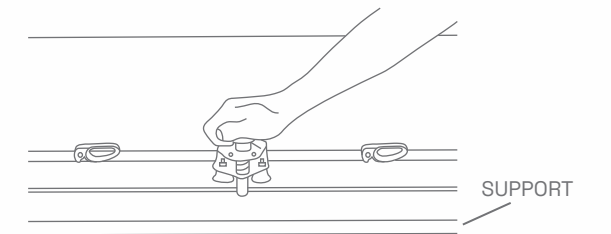
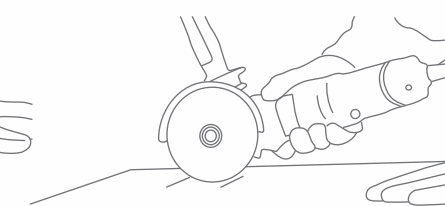


To get internal and L-shaped corners & to reduce the risk of breakage, cut 'o' at the vertex of the internal corners using bits with a radius of at least 5mm. Then cut with diamond discs, be cautious to stop moving the cutting tool forward. To drill and cut using diamond discs, and more follow the instructions provided below:

When using these tools:

- Cool the point being drilled with water
- Don't put too much pressure and bear in mind the resistance of the type of laminated stoneware you are working on
- If you are using tungsten bits, start drilling at a low speed
- If you are using drills or screwdrivers, do not select hammering mode


EDGE-FINISHING



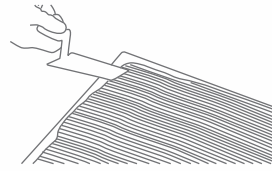
SUPPORT

INSTRUCTIONS FOR MANUAL INSTALLATION

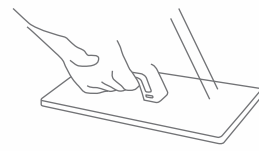
SINGLE LAYER METHOD



DOUBLE-LAYER METHOD



COMPRESSING THE SLAB



IMPORTANT

All cutout corners must have a minimum diameter of 1/4". Never leave 90° angles. We recommend a radius of more than 1/4" when the kitchen design allows as it makes the countertop firmer.



✓ CORRECT



✗ INCORRECT



✗ INCORRECT



✗ INCORRECT

CLEANING & MAINTENANCE

Our products are non porous (due to their high quality raw materials, stringent production parameters and state of the art technology), hence any dust or deposited waste cannot penetrate the surface.

For most cases only a damp cloth is sufficient for cleaning.

Regular cleaning highlights the aesthetic features of the surface and gives it exceptional shine.

For highly aggressive cleaning caused by some common food and substances follow the table below.

TYPE OF STAIN	CHEMICAL PRODUCT	EXAMPLE
Grease	Alkaline - Solvent	Detergent
Oil	Solvent	Ammonia, Baking Soda
Ink	Oxidant - Solvent	Alcohol, Liquid Bleach, Nail Paint Remover
Rust	Acid	Hydrochloric Acid, Vinegar, Red Harpic
Lime	Acid	Descaling Agents, Hydrochloric Acid
Cement	Acid	Hydrochloric Acid
Wine	Alkaline	Ammonia, Liquid Bleach
Coffee	Alkaline - Solvent	Ammonia, Liquid Bleach
Rubber	Solvent	Alcohol, Thinner
Plaster	Acid	Hydrochloric Acid
Candle Wax	Solvent	Alcohol, Thinner
Iodine	Oxidant	Liquid Bleach
Blood	Oxidant	Liquid Bleach
Ice Cream	Alkaline	Liquid Bleach

Note: It is recommended that any kind of stain needs to be cleaned immediately, as soon as possible.

TECHNICAL SPECIFICATIONS

CHARACTERISTICS	STANDARD AS PER ISO-13006/2018 En14441 gr.bla	MOTTO VALUE	TEST METHOD
Regulatory Properties			
Deviation in Length & Width	± 0.5%	± 0.2%	ISO 10545-2
Deviation in Thickness	± 5%	± 5%	ISO 10545-2
Straightness of Sides	± 0.5%	± 0.2%	ISO 10545-2
Rectangularity	± 0.5%	± 0.2%	ISO 10545-2
Surface Flatness	± 0.5%	± 0.3%	ISO 10545-2
Colour Difference	ΔE<1.00	ΔE<0.30	ISO 10545-16
Glossiness	As per Mfg.	As Per Mfg.	Gloss Meter
Regulatory Properties			
Water Absorption	≤ 0.5 %	≤ 0.03 %	ISO 10545-3
Apparent Density	As Per Mfg.	>2.20 g/cc	ISO 10545-3
Massive Mechanical Properties			
Modulus of Rupture	Min.35N/mm ²	Min.40N/mm ²	ISO 10545-4
Breaking Strength	Min. 1300 N	Min. 7000 N	ISO 10545-4
Impact Resistance	As per Mfg.	Min. 0.55	ISO 10545-4
Surface Mechanical Properties			
Surface Abrasion Resistance	As per Mfg.	Min. class 3	ISO 10545-7
Mohs Hardness	As per Mfg.	Min. class 4	BS EN 15771
Massive Mechanical Properties			
Frost Resistance	As Per Mfg.	Frost Proof	ISO 10545-12
Thermal Shock Resistance	Min. 10 Cycle	Min. 10 Cycle	ISO 10545-9
Moisture Expansion	Max. 0.6mm/m	Max. 0.02mm/m	ISO 10545-10
Thermal Expansion	Max. 9.0 x 10 ⁻⁶	Max. 6.0x10 ⁻⁶	ISO 10545-8
Chemical Properties			
Chemical Resistance	As Per Mfg.	No Damage	ISO 10545-13
Stain Resistance	Resistant	Resistant	ISO 10545-14
Safety Properties			
Slip Resistance	As per Mfg.	N. A.	DIN 51130
Fire Resistance	As per Mfg.	Fire Proof	N. A.

PACKING DETAILS

Dimension (mm)	No. of Pcs/Box	Square Feet	Weight (Approx)
800x3000mm	1 Pcs.	25.83 Sq. ft	83 kg.
800x2400mm	1 Pcs.	20.67 Sq. ft	68 kg.



MOTTO GROUP

**8-A, National Highway, Sartanpar Road, At. Sartanpar,
Ta. Wankaner, Morbi - 363 621, Gujarat, INDIA**

Mail. info@mottogroup.in, Web. www.mottogroup.in

Toll-free. 1800 123 2124

Call. +91 95123 80072