




SUPERIOR STRENGTH



STRONG
STONE



800x2400mm

15mm Thickness

INTRODUCING

ICONIC MASTERPIECES

BUILD FIRM SPACE WITH

STRONG
STONE

You deserve durable spaces not intimidated by heavy usage and other atrocities of modern-day lifestyle. Therefore, Motto brings an unrivaled and second-to-none surface solution unmatched in strength and style in the ceramic industry, which boasts a formidable thickness and size that is superiorly versatile for many specialized and standalone applications.

A thoughtfully crafted and curated collection: The Strong Stone from Motto is more than its strong name. The collection is undeniably durable and, at the same time, stylish, offering you space aesthetic and robust in equal measures. The collection features sturdy thickness and reliability of full body with classic and versatile designs setting standards for modern classics.

Perfected over time through research and development, modern technology, processes, and high-quality raw materials, The Strong Stone is a name you can always trust and rely on. It is crafted to withstand heavy usage, traffic, and the brutalities of modern-day usage, such as frequent usage, stains, scratches, low maintenance, and much more.

Italian Technology

FULLBODY
SERIES




800x2400mm
80x240cm

MOTTO
FUTURE SURFACES

INTRODUCING

PRODUCT BENEFITS



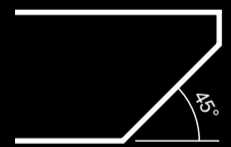
Finish **Glossy & Matt**



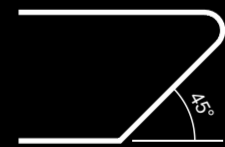
15mm Thickness

EDGE PROFILES

The thickness is ideal for functional and aesthetic edge profiles, rendering spaces additional safety and finer details with slab cutting, shaping, and more.



Squared ridge at 45°



Rounded ridge at 45°



Straight squared ridge



Rounded straight ridge




Double straight squared ridge

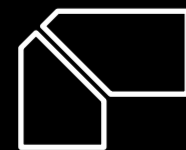


Double straight rounded ridge

Joint Possibilities



Birds beak



45° corner



Soft corner

Italian Technology

FULLBODY
SERIES



Crafted to withstand harsh conditions and heavy usages, the surfaces are rich in physical attributes, resistance, and environment-friendly features.



High Resilience

The surfaces are resistant to stains, scratches, impacts, and more.



Antibacterial Surface

Non-porous surfaces boost anti-microbial properties, making them hygienic.



Sustainable

The practices at Motto are designed green to promote sustainability.



Made in India

The products of Motto are proudly Made in India and available worldwide.



Heat & Weather-Resistant

The robust surfaces stay unaffected by heat and harsh weather conditions.



Recyclable

Made thoughtfully, the surfaces are recyclable, generating less waste.

INTRODUCING

PRODUCT SIZE

THE PERFECT SOLUTION

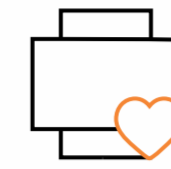
Designed by professionals, the format of the Motto Strong Stone is its USP, facilitating many versatile applications and, most importantly, making counter tops, dining table tops, work tops, and a lot more. The thickness and size of the collection give you the freedom to design spaces and elements in them.

800x2400mm
80x240cm



INTRODUCING

PRODUCT ATTRIBUTES



Inspirational Designs

The classic Salt & Pepper design of the exclusive collection is timelessly modern, which allows interior elements to stand out.



Remarkable Durability

The collection boasts undeniable strength of full body and 15mm thickness to craft the most resilient spaces.



Exceptional Color Range

Contemporary, classic, and future-proof, the collection's colors are expertly curated to transcend time and trends.



State-of-the-Art Technology

Motto employs the most advanced technology imported from Italy to manufacture its superior surface range.



360-Degree Previews of Decor Style

The collection catalogue features realistic 360-degree previews for a better product experience and easy and informed decisions.



Seamless Application

Unparalleled design, durability, versatile format, and more facilitate easy and seamless application for your counter tops, and more.



Easy to Install

Against the notion, the slabs are easy to handle, cut, and install, making the design and installation process superior, efficient, and easy.



Low Maintenance

Design superiorly resilient, the surfaces of the collection are super low on maintenance, needing only regular cleaning.

INDOOR
SPACES




OUTDOOR
SPACES

APPLICATION POSSIBILITIES



APPLICATION POSSIBILITIES



INTRODUCING

COLOR RANGE

VERSATILE COLOR RANGE



COLORS

The collection features a superior range of 9 colors curated, considering all kinds of spaces and their design needs. The color palette features light to dark colors that fit all preferences and needs. The range of colors is so versatile that you might not need any other color to craft spaces timelessly classic.

The colors of the collection effortlessly complement the indistinct design of Salt & Pepper, allowing you to craft minimal spaces that are contemporary yet timeless.

STRONG STONE WHITE

STRONG STONE CAMEL

STRONG STONE NUT

STRONG STONE SEDGE BRUSE

STRONG STONE SAPPHIRE

STRONG STONE BURK

STRONG STONE NOTELLA

STRONG STONE CLOUD

STRONG STONE BLACK


STRONG STONE WHITE

HOTEL LOBBY



APPLICATION POSSIBILITIES

Craft impressive, gracious, and resilient hotel lobbies, reception areas, and other common places that tend to receive heavy footfall, multiple objects like travel bags, trolleys, and more with the durable and impressive Strong Stone Collection and its range of colors.



Size
800x2400mm

Finish : **Glossy**
Body : **Full Body**
Thickness: **15mm**



Coffee Table & Furniture
Strong Stone Nut & Burk

Floor
Strong Stone White

CLICK HERE FOR
VIRTUAL
360°



STRONG STONE SEDGE BRUSE



WORKSPACE

APPLICATION POSSIBILITIES

The Strong Stone Collection offers a perfect solution for spaces like offices, corporate buildings, schools, and more. The range delivers astute, robust, and smart-looking surfaces apt for all such spaces, along with resilient features, which are the prime need of all such places.



Size
800x2400mm

Finish : **Glossy & Matt**
Body : **Full Body**
Thickness: **15mm**



Work Top
Strong Stone Sedge Bruse

CLICK HERE FOR
VIRTUAL
360°



STRONG STONE CARAMEL



APPLICATION POSSIBILITIES

Cook, wash, use, and clean your kitchen spaces without any worry with the enduring and resilient surfaces of the collection. For hot kitchens, the surfaces resist heat, stains, water, and more effortlessly, making it ideal for its application in spaces involving all of these.

HOT KITCHEN



Size
800x2400mm

Finish : **Glossy & Matt**
Body : **Full Body**
Thickness: **15mm**



Kitchen Island
Strong Stone Caramel

Kitchen Counter Top & Backsplash
Strong Stone Caramel


CLICK HERE FOR
VIRTUAL

360°



STRONG STONE NUT

FASHION BOUTIQUE



APPLICATION POSSIBILITIES

For commercial establishments like fashion boutiques, clothing stores, and more, the surface of the collection offers a resilient solution, enduring foot traffic while maintaining its beauty over time, and colors and designs that allow products of the space to stand out and take center stage.



Size
800x2400mm


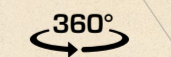
Finish : **Glossy & Matt**
Body : **Full Body**
Thickness: **15mm**



Furniture
Strong Stone Nut


Floor
Strong Stone Nut

CLICK HERE FOR VIRTUAL



STRONG STONE SAPPHIRE

OUTDOOR SPACE



APPLICATION POSSIBILITIES

Outdoors demand tough surfaces that stand against the Sun, rain, and all other weather conditions, along with the heavy footfall and impacts all these spaces receive, and Strong Stone is the ultimate solution for all such spaces standing against heat, water, frost, stains, scratches, and more all while lending these spaces gracious elegance.



Size
800x2400mm


Finish : **Glossy & Matt**
Body : **Full Body**
Thickness: **15mm**



Staircase
Strong Stone Sapphire

Outdoor Floor
Strong Stone Sapphire

CLICK HERE FOR VIRTUAL




STRONG STONE CLOUD

COLD KITCHEN



APPLICATION POSSIBILITIES

The various corners of your home need different surface solutions like the cold kitchen or a kitchen island, which might not need heat resistance surface but will need an aesthetic solution that stays protected against stains, scratches, and damages resulting from everyday use and Strong Stone Collection delivers all which these spaces need.



Size
800x2400mm

Finish : **Glossy & Matt**
Body : **Full Body**
Thickness: **15mm**



Kitchen Island
Strong Stone Cloud

Kitchen Counter Top & Backsplash
Strong Stone Cloud

CLICK HERE FOR
VIRTUAL
360°




STRONG STONE BURK

RECEPTION AREA



APPLICATION POSSIBILITIES

The reception area of commercial establishments, offices, hotels, and even upscale residence buildings needs impressive and tough surface solutions like Strong Stone to look elegant while offering performance that stands the test of traffic, objects, time, trends, and more. Strong Stone delivers solutions backed by strength and style.



Size
800x2400mm

Finish : **Glossy & Matt**
Body : **Full Body**
Thickness: **15mm**




Reception Table
Strong Stone Burk & Notella

Wall
Strong Stone Burk

CLICK HERE FOR
VIRTUAL

360°




STRONG STONE NOTELLA

HOME STUDY



APPLICATION POSSIBILITIES

In the new world of working from home, entrepreneurship, and businesses out of homes gaining momentum, you need spaces in your homes that feel like office yet happen to be cozy like home, and Strong Stone and its range of tough surfaces in classic designs and colors are designed to deliver you the places you need.



Size
800x2400mm

Finish : **Glossy & Matt**
Body : **Full Body**
Thickness: **15mm**




Work Top
Strong Stone Notella

Wall
Strong Stone Notella

CLICK HERE FOR
VIRTUAL

360°




STRONG STONE BLACK



WASH ROOM

APPLICATION POSSIBILITIES

Washrooms need superior water resistance and resistance from chemicals, steam, heat, and more, and surface solution from Strong Stone delivers apt surfaces that stay unaffected as they are no-porous and absorb less water, making them a superior choice. They also resist heat, steam, chemicals, and more.



Size
800x2400mm

Finish : **Glossy**
Body : **Full Body**
Thickness: **15mm**



Basin & Bathtub
Strong Stone Black

Floor & Wall
Strong Stone Caramel

CLICK HERE FOR
VIRTUAL
360°



Strong Stone White



Size : 800x2400mm
Finish : **Glossy**
Body : **Full Body**
Thickness: 15mm



FULLBODY
SERIES

Strong Stone Sedge Bruse



Size : 800x2400mm
Finish : **Glossy & Matt**
Body : **Full Body**
Thickness: 15mm



Italian Technology |  FLEXIBLE BODY

Strong Stone Caramel



Size : 800x2400mm
Finish : **Glossy & Matt**
Body : **Full Body**
Thickness: 15mm



FULLBODY
SERIES

Strong Stone Nut



Size : 800x2400mm
Finish : **Glossy & Matt**
Body : **Full Body**
Thickness: 15mm



Italian Technology |  FLEXIBLE BODY

Strong Stone Sapphire



Size : 800x2400mm
Finish : **Glossy & Matt**
Body : **Full Body**
Thickness: 15mm



FULLBODY
SERIES

Strong Stone Cloud



Size : 800x2400mm
Finish : **Glossy & Matt**
Body : **Full Body**
Thickness: 15mm



Italian Technology |  **FLEXIBLE BODY**

Strong Stone Burk




Size : 800x2400mm
Finish : **Glossy & Matt**
Body : **Full Body**
Thickness: 15mm



FULLBODY
SERIES

Strong Stone Notella



Size : 800x2400mm
Finish : **Glossy & Matt**
Body : **Full Body**
Thickness: 15mm



Italian Technology |  **FLEXIBLE BODY**

Strong Stone Black



Size : 800x2400mm

Finish : Glossy

Body : Full Body

Thickness: 15mm



FULL BODY
SERIES

Italian Technology



FLEXIBLE BODY

TECHNICAL SPECIFICATIONS

CHARACTERISTICS	STANDARD AS PER ISO-13006/2018 En14411 gr.bla	MOTTO VALUE	TEST METHOD
Regulatory Properties			
Deviation in Length & Width	± 0.5%	± 0.2%	ISO 10545-2
Deviation in Thickness	± 5%	± 5%	ISO 10545-2
Straightness of Sides	± 0.5%	± 0.2%	ISO 10545-2
Rectangularity	± 0.5%	± 0.2%	ISO 10545-2
Surface Flatness	± 0.5%	± 0.3%	ISO 10545-2
Colour Difference	6E<1.00	6E<0.30	ISO 10545-16
Glossiness	As per Mfg.	As Per Mfg.	Gloss Meter
Regulatory Properties			
Water Absorption	≤ 0.5 %	≤ 0.3 %	ISO 10545-3
Apparent Density	As Per Mfg.	>2.20 g/cc	ISO 10545-3
Massive Mechanical Properties			
Modulus of Rupture	Min.35N/mm'	Min.40N/mm'	ISO 10545-4
Breaking Strength	Min. 1300 N	Min. 5000 N	ISO 10545-4
Impact Resistance	As per Mfg.	Min. 0.55	ISO 10545-4
Surface Mechanical Properties			
Surface Abrasion Resistance	As per Mfg.	Min. class 3	ISO 10545-7
Mohs Hardness	As per Mfg.	Min. class 4	BS EN 15771
Massive Mechanical Properties			
Frost Resistance	As Per Mfg.	Frost Proof	ISO 10545-12
Thermal Shock Resistance	Min. 10 Cycle	Min. 10 Cycle	ISO 10545-9
Moisture Expansion	Max. 0.6mm/m	Max. 0.02mm/m	ISO 10545-10
Thermal Expansion	Max. 9.0 x 10 ⁻⁶	Max. 6.0x10 ⁻⁶	ISO 10545-8
Chemical Properties			
Chemical Resistance	As Per Mfg.	No Damage	ISO 10545-13
Stain Resistance	Resistant	Resistant	ISO 10545-14
Safety Properties			
Slip Resistance	As per Mfg.	N. A.	DIN 51130
Fire Resistance	As per Mfg.	Fire Proof	N. A.

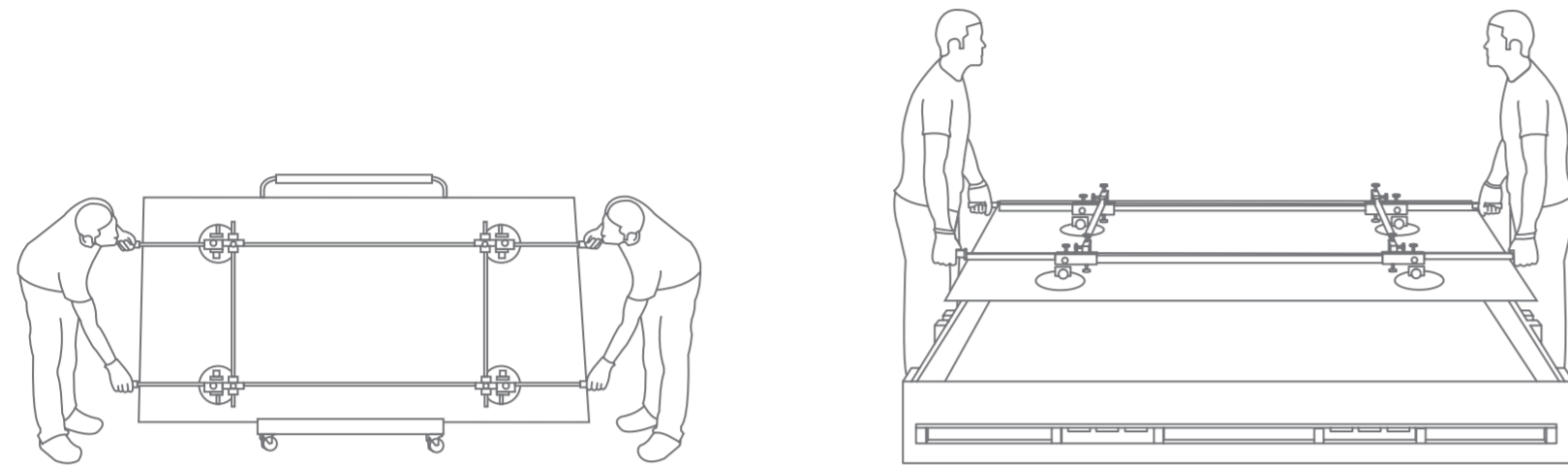
PACKING DETAILS

Dimension (mm)	No. of Pcs/Box	Square Feet	Weight (Approx)
800x2400mm	1 Pcs.	20.67 Sq. ft	68 kg.

MANUALLY TRANSPORTING SLAB

Only for 1/4" Slabs

MOVING A SLAB



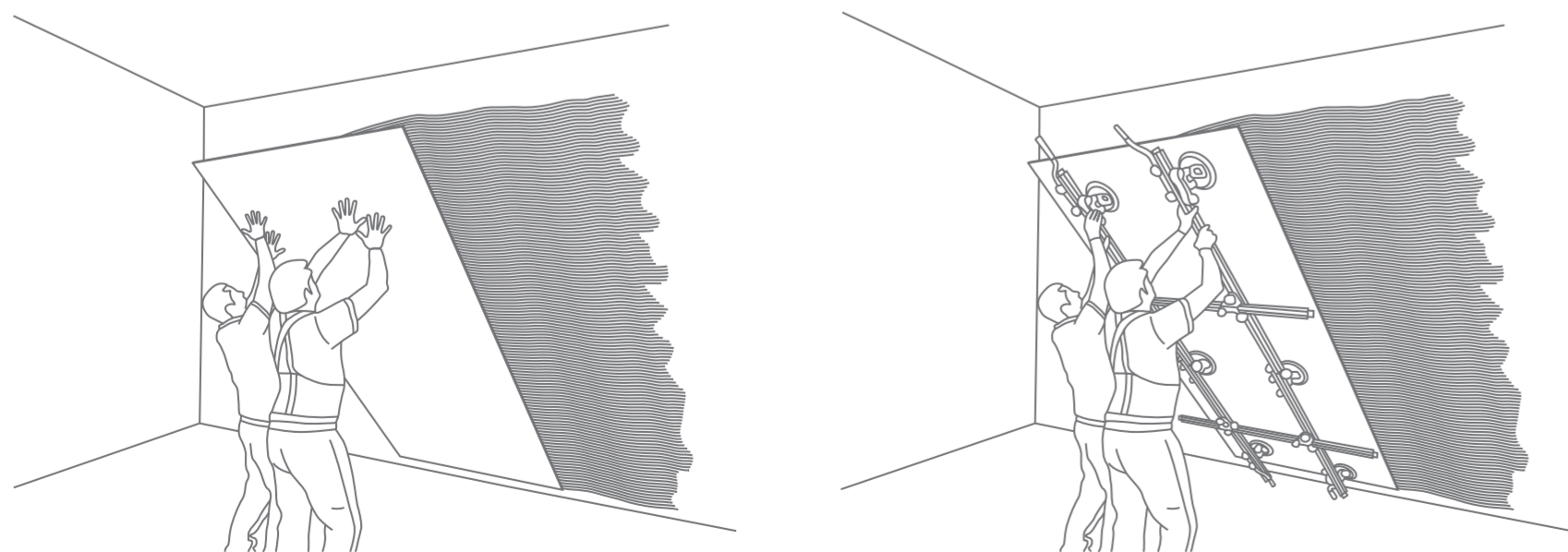
RAISING A IMMEDIATE SLAB ONTO A BENCH



✗ INCORRECT

✓ CORRECT

HANDLING IMMEDIATE SLAB FOR WALL



✗ INCORRECT

✓ CORRECT


WORKING WITH THE VARIOUS VERSIONS OF SLAB

CUTTING WITH DIAMOND DISCS



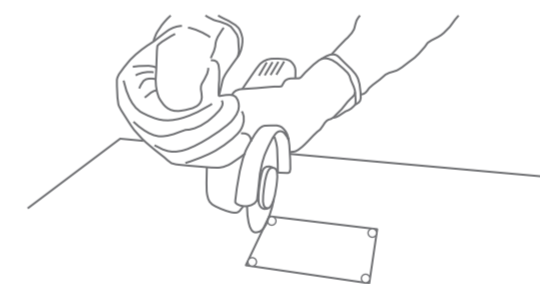
Our products can be cut using diamond discs fitted onto the hand-held electrical grinding machine. The speed of Disc rotation must be high (>10000 RPM) and should have a low feed rate (< 1 m/min). It may be required to cool the disc with water. Recommended discs are the thin types generally used for cutting porcelain stoneware. The surface should be kept on a FLAT base while cutting without any gap underneath.

DRILLING



You can use cutting discs fitted to battery-operated screwdrivers or angle grinders, or electrical drills as an alternative.

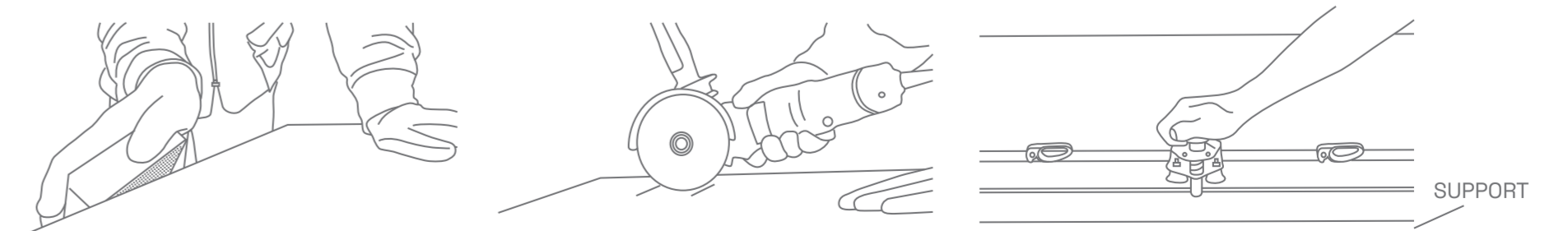
INTERNAL CUT/L-SHAPED CUT



To get internal and L-shaped corners & to reduce the risk of breakage, cut 'o' at the vertex of the internal corners using bits with a radius of at least 5mm. Then cut with diamond discs, be cautious to stop moving the cutting tool forward. To drill and cut using diamond discs, and more follow the instructions provided below:


- When using these tools:
- Cool the point being drilled with water
 - Don't put too much pressure and bear in mind the resistance of the type of laminated stoneware you are working on
 - If you are using tungsten bits, start drilling at a low speed
 - If you are using drills or screwdrivers, do not select hammering mode

EDGE-FINISHING

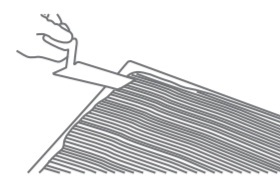


INSTRUCTIONS FOR MANUAL INSTALLATION

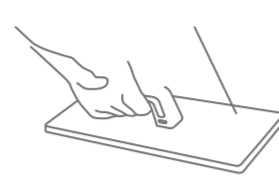
SINGLE LAYER METHOD



DOUBLE-LAYER METHOD



COMPRESSING THE SLAB



IMPORTANT

All cutout corners must have a minimum diameter of 1/4". Never leave 90° angles. We recommend a radius of more than 1/4" when the kitchen design allows as it makes the countertop firmer.



✓ CORRECT



✗ INCORRECT



✗ INCORRECT



✗ INCORRECT

CLEANING & MAINTENANCE

Our products are non porous (due to their high quality raw materials, stringent production parameters and state of the art technology), hence any dust or deposited waste cannot penetrate the surface.

For most cases only a damp cloth is sufficient for cleaning.

Regular cleaning highlights the aesthetic features of the surface and gives it exceptional shine.

For highly aggressive cleaning caused by some common food and substances follow the table below.

TYPE OF STAIN	CHEMICAL PRODUCT	EXAMPLE
Grease	Alkaline - Solvent	Detergent
Oil	Solvent	Ammonia, Baking Soda
Ink	Oxidant - Solvent	Alcohol, Liquid Bleach, Nail Paint Remover
Rust	Acid	Hydrochloric Acid, Vinegar, Red Harpic
Lime	Acid	Descaling Agents, Hydrochloric Acid
Cement	Acid	Hydrochloric Acid
Wine	Alkaline	Ammonia, Liquid Bleach
Coffee	Alkaline - Solvent	Ammonia, Liquid Bleach
Rubber	Solvent	Alcohol, Thinner
Plaster	Acid	Hydrochloric Acid
Candle Wax	Solvent	Alcohol, Thinner
Iodine	Oxidant	Liquid Bleach
Blood	Oxidant	Liquid Bleach
Ice Cream	Alkaline	Liquid Bleach

Note: It is recommended that any kind of stain needs to be cleaned immediately, as soon as possible.



MOTTO STONE PVT. LTD.

8-A, National Highway, Sartanpar Road, At. Sartanpar,
Ta. Wankaner, Morbi - 363 621, Gujarat, INDIA

Mail. info@mottogroup.in, **Web.** www.mottogroup.in

Toll-free. 1800 123 2124

Call. +91 95123 80072